



SUPPORT CLASS RESULTS

AUSTRALIAN SUPERBIKE

Free Practice 1

Date: 23/02/17
 Event: P01
 Weather: Partly cloudy - Temp: 22.8C
 Track: Dry - Temp: 41.0C

Started at: 13:30:07
 Laps: 30 Min
 Starters: 40
 Printed at: 14:04

CLASSIFICATION

Pos	No	Gr	Name	Machine	Fastest Lap	On Lap	Behind Prev	Behind Leader	Top Speed
1	47	A	Wayne MAXWELL (VIC) / Yamaha Racing Team	Yamaha YZF-R1	1:33.952	15 of 15			291
2	14	A	Glenn ALLERTON (VIC) / Yamaha Racing Team	Yamaha YZF-R1	1:33.979	13 of 14	.027	.027	295
3	25	A	Daniel FALZON (SA) / Caterpillar / Mainline Dyno	Yamaha YZF-R1	1:34.128	13 of 16	.149	.176	289
4	21	A	Josh WATERS (VIC) / Team Suzuki Ecstar	Suzuki GSX-R	1:34.472	11 of 14	.344	.520	291
5	24	A	Robbie BUGDEN (QLD) / Kawasaki BC Performance	Kawasaki ZX10R	1:34.826	5 of 16	.354	.874	294
6	1	A	Troy HERFOSS (QLD) / Crankt Protein Honda Racing	Honda CBR RR SP	1:34.856	14 of 15	.030	.904	286
7	67	A	Bryan STARING (WA) / Crankt Protein Honda Racing	Honda CBR RR SP	1:35.286	12 of 15	.430	1.334	287
8	65	A	Cru HALLIDAY (NSW) / Ipone / Yamaha Motor Finance & Insurance	Yamaha YZF-R1	1:35.415	6 of 13	.129	1.463	295
9	12	A	Matt WALTERS (NSW)	Kawasaki ZX10R	1:35.955	10 of 11	.540	2.003	293
10	86	A	Beau BEATON (NSW) / Racers Edge Performance / McMartin Racing	Ducati 1199	1:36.003	11 of 16	.048	2.051	290
11	178	A	Michael BLAIR (NSW) / YRT / Yamaha / Central Coast Car Museum	Yamaha YZF-R1	1:36.172	8 of 14	.169	2.220	283
12	50	A	Callum SPRIGGS (QLD) / Desmosport Ducati	Ducati 1299	1:36.255	7 of 15	.083	2.303	287
13	54	A	Samuel LAMBERT (NT) / Cyclone Motorcycles	BMW S RR	1:36.663	4 of 14	.408	2.711	287
14	152	A	Paul BYRNE (NSW) / LTR Honda / Purgetec Pty Ltd	Honda CBR RR SP	1:37.091	8 of 11	.428	3.139	275
15	66	B	Aaiden COOTE (VIC) / Consent2Go / Motogo Motorcycles	Kawasaki ZX10R	1:37.296	8 of 12	.205	3.344	290
16	37	A	Chas HERN (VIC) / MV Agusta Australia / Murray Valley Training Co	MV Agusta F4 RC	1:37.402	5 of 12	.106	3.450	281
17	46	A	Simon GALLOWAY (NSW) / Chris Watson Motorcycles / Bodywise Smash Repairs	Yamaha YZF-R1	1:37.593	15 of 15	.191	3.641	282
18	83	A	Kyle BUCKLEY (QLD) / Kawasaki Bcperformance	Kawasaki ZX10R	1:37.646	10 of 16	.053	3.694	291
19	68	A	Mitchell LEVY (NSW) / ATR / Landbridge Transport	Yamaha YZF-R1	1:37.703	12 of 15	.057	3.751	285
20	34	A	William DAVIDSON (NSW) / YRD / Thomas Bros	Yamaha YZF-R1	1:37.955	10 of 12	.252	4.003	276

Scott Laing
 Chief Time Keeper - Scott Laing

Tom Williams
 Clerk of Course - Tom Williams

Computime Race Timing Systems Pty Ltd © 1996
 Licensed to Computime Race Timing Systems

COMPUTIME RACE TIMING SYSTEMS PTY LTD
www.computime.com.au

9 Timber Lane, Glen Waverley Vic 3150. Ph: 0418 17 13 17

E-mail: scott@computime.com.au





SUPPORT CLASS RESULTS

AUSTRALIAN SUPERBIKE

Free Practice 1

Date: 23/02/17
 Event: P01
 Weather: Partly cloudy - Temp: 22.8C
 Track: Dry - Temp: 41.0C


Started at: 13:30:07
 Laps: 30 Min
 Starters: 40
 Printed at: 14:04

CLASSIFICATION

Pos	No	Gr	Name	Machine	Fastest Lap	On Lap	Behind Prev	Behind Leader	Top Speed
21	56	A	Troy GUENTHER (QLD) / Saint Unbreakable / BMW	BMW S RR	1:38.010	4 of 13	.055	4.058	282
22	52	C	Corey TURNER (QLD) / HB Kustoms / YRD	Yamaha YZF-R1	1:38.284	15 of 17	.274	4.332	288
23	49	A	Albie WHEELER (NSW) / Wheeler Cranes	Yamaha YZF-R1	1:38.496	6 of 14	.212	4.544	276
24	22	A	Trent GIBSON (VIC)	Yamaha YZF-R1	1:38.571	12 of 12	.075	4.619	280
25	77	A	Adam SENIOR (WA) / Silkolene / Consent2Go	Yamaha YZF-R1	1:38.613	11 of 12	.042	4.661	276
26	88	B	Brendan SCHMIDT (VIC) / JLT Insurance / New Turf	Kawasaki ZX10R	1:39.516	11 of 16	.903	5.564	272
27	20	A	Alex PHILLIS (VIC) / Race Dynamics Aprilia / BCA Racer	Aprilia RSV4	1:39.615	4 of 4	.099	5.663	281
28	3	A	David BARKER (VIC)	Kawasaki ZX10R	1:39.688	6 of 15	.073	5.736	271
29	48	A	Paul DUTTON (NSW) / Ultra Spray	Yamaha YZF-R1	1:40.391	7 of 16	.703	6.439	273
30	78	B	Nathan SPITERI (VIC) / Livson / Konnect / Repsol / RST / LS2	Kawasaki ZX10R	1:40.459	10 of 13	.068	6.507	276
31	18	B	Ashley MANUEL (SA) / Pendragon Racing / Mototune	Kawasaki ZX10R	1:41.176	8 of 14	.717	7.224	268
32	31	B	Jack BAKER (QLD) / Crazy Dogs Kawasaki	Kawasaki ZX10R	1:41.727	14 of 16	.551	7.775	276
33	30	C	Gary SMITH (SA) / Peter Stevens Adelaide	Yamaha YZF R1	1:42.004	13 of 14	.277	8.052	251
34	69	B	Heath GRIFFIN (NSW) / Russell Symes & Company	Ducati Panigale R	1:44.199	8 of 10	2.195	10.247	269
35	104	C	Max JAMES-BEATSONBELL (WA) / JW Motoparts	Yamaha YZF-R1	1:45.064	14 of 16	.865	11.112	262
36	82	B	Jake DREW (VIC) / Brighton Bikes & Bits / Willmax Graphics / YRD	Yamaha YZF-R1	1:45.309	16 of 16	.245	11.357	265
37	33	B	Hamish McMURRAY (NSW) / Six ways from Sunday	Kawasaki ZX10R	1:46.392	8 of 16	1.083	12.440	252
38	686	C	Tracey DAVIES (VIC) / Villa Verde / Anchor Belle	Ducati Panigale	1:49.120	9 of 12	2.728	15.168	241
39	131	C	John QUINN (VIC) / PI Off Track Accom. / Flashpoint M-sport	Suzuki GSX-R	1:52.117	6 of 8	2.997	18.165	234
40	19	B	Ashley FLEMING (WA) / Flashpoint Motosport	Aprilia RSV4	2:02.484	1 of 2	10.367	28.532	226

Current best lap for SBK class - 1:32.274 by Wayne MAXWELL (VIC) on a Suzuki GSX-R set on 05/10/13


 Chief Time Keeper - Scott Laing


 Clerk of Course - Tom Williams




Computime Race Timing Systems Pty Ltd © 1996
 Licensed to Computime Race Timing Systems

COMPUTIME RACE TIMING SYSTEMS PTY LTD
www.computime.com.au

9 Timber Lane, Glen Waverley Vic 3150. Ph: 0418 17 13 17

E-mail: scott@computime.com.au





SUPPORT CLASS RESULTS

AUSTRALIAN SUPERBIKE

Free Practice 1

Date: 23/02/17
 Event: P01
 Weather: Partly cloudy - Temp: 22.8C
 Track: Dry - Temp: 41.0C

Started at: 13:30:07
 Laps: 30 Min
 Starters: 40
 Printed at: 14:04

LAP TIMES

No	Name	Lap 1	Lap 2	Lap 3	Lap 4	Lap 5	Lap 6	Lap 7	Lap 8	Lap 9	Lap 10
1	Troy HERFOSS (QLD)	1:41.374	1:36.628	1:37.057	1:35.688	1:35.811	5:15.874	2:05.133	1:35.490	1:54.624	1:35.191
10		3:06.642	2:04.796	1:35.438	1:34.856	1:44.436					
3	David BARKER (VIC)	1:51.158	1:41.772	1:40.711	1:40.845	1:43.218	1:39.688	1:39.773	1:39.868	1:39.868	8:00.891
10		1:46.342	1:41.314	1:40.250	1:39.791	1:39.838					
12	Matt WALTERS (NSW)	2:34.875	1:38.642	1:36.555	1:37.101	3:26.464	2:05.684	1:36.708	1:36.008	1:36.587	1:35.955
10		1:36.964									
14	Glenn ALLERTON (VIC)	1:41.563	1:36.001	1:34.587	1:34.446	3:14.217	1:41.835	1:34.755	1:34.941	1:34.515	3:55.811
10		5:41.473	1:56.900	1:33.979	1:51.767						
18	Ashley MANUEL (SA)	1:53.404	1:45.024	1:42.743	1:43.112	1:42.812	5:26.912	1:59.061	1:41.176	1:41.596	1:42.036
10		1:42.032	3:46.495	1:57.024	1:41.679						
19	Ashley FLEMING (WA)	2:02.484	2:06.307								
20	Alex PHILLIS (VIC)	19:00.755	1:53.877	1:42.600	1:39.615						
21	Josh WATERS (VIC)	2:48.247	1:44.785	1:36.255	1:50.470	4:11.667	1:51.750	1:35.609	5:09.630	1:49.823	1:41.784
10		1:34.472	1:41.825	1:40.924	1:35.039						
22	Trent GIBSON (VIC)	1:49.742	1:38.996	2:49.106	1:43.561	3:15.442	1:44.320	3:24.701	3:03.102	1:44.601	1:39.663
10		1:39.216	1:38.571								
24	Robbie BUGDEN (QLD)	1:47.705	1:36.390	1:36.152	1:36.468	1:34.826	3:11.491	1:41.894	1:35.804	2:45.268	1:54.484
10		3:22.578	1:39.805	1:35.237	1:35.916	1:35.103	1:35.436				
25	Daniel FALZON (SA)	1:48.041	1:37.007	1:36.173	1:35.031	1:35.233	1:42.248	1:34.894	4:58.779	1:47.918	1:36.274
10		1:36.394	1:34.245	1:34.128	1:34.359	1:37.964	1:36.949				
30	Gary SMITH (SA)	1:48.807	1:45.429	1:45.246	1:46.508	4:04.182	1:47.376	1:44.558	1:43.849	1:43.704	3:06.635
10		1:47.468	1:45.355	1:42.004	1:43.142						
31	Jack BAKER (QLD)	1:49.597	1:53.517	1:43.697	1:43.727	1:43.752	1:42.866	2:37.593	1:49.188	3:25.086	1:49.755
10		1:41.839	1:42.341	1:57.580	1:41.727	1:42.664	1:42.745				
33	Hamish McMURRAY (NSW)	2:14.013	1:57.334	1:51.717	1:52.355	1:48.470	1:48.737	1:48.103	1:46.392	1:47.028	1:47.470
10		1:47.102	1:46.958	2:24.462	1:51.419	1:47.473	1:47.215				
34	William DAVIDSON (NSW)	1:54.103	1:40.058	1:38.986	1:39.448	1:39.116	1:41.781	1:44.094	1:46.659	1:44.268	1:37.955
10		4:11.233	1:53.149								
37	Chas HERN (VIC)	3:18.321	1:49.761	7:07.980	1:47.295	1:37.402	1:37.513	1:37.477	1:37.672	4:45.865	1:43.625
10		1:38.104	1:43.137								
46	Simon GALLOWAY (NSW)	1:49.971	1:41.968	1:40.862	1:39.788	1:39.885	1:38.767	1:39.649	4:30.670	1:49.150	1:39.485
10		1:38.453	1:40.198	1:38.262	1:38.016	1:37.593					
47	Wayne MAXWELL (VIC)	1:46.577	1:36.107	1:34.944	3:15.606	1:40.608	1:34.830	1:34.170	3:07.031	1:38.242	1:35.446
10		1:34.321	3:53.099	1:41.850	1:35.509	1:33.952					
48	Paul DUTTON (NSW)	1:53.579	1:44.191	1:41.753	1:44.421	1:41.177	1:41.401	1:40.391	1:40.807	4:39.167	1:48.476
10		1:40.885	1:41.100	1:41.514	1:40.554	1:40.641	2:00.296				
49	Albie WHEELER (NSW)	1:52.757	1:43.516	1:41.465	1:41.560	1:40.280	1:38.496	1:50.310	6:00.524	1:46.120	1:40.108
10		1:40.452	1:39.099	1:39.423	1:39.774						

Chief Time Keeper - Scott Laing

Clerk of Course - Tom Williams



Computime Race Timing Systems Pty Ltd © 1996
 Licensed to Computime Race Timing Systems
COMPUTIME RACE TIMING SYSTEMS PTY LTD
www.computime.com.au

9 Timber Lane, Glen Waverley Vic 3150. Ph: 0418 17 13 17

E-mail: scott@computime.com.au





SUPPORT CLASS RESULTS

AUSTRALIAN SUPERBIKE

Free Practice 1

Date: 23/02/17
 Event: P01
 Weather: Partly cloudy - Temp: 22.8C
 Track: Dry - Temp: 41.0C

Started at: 13:30:07
 Laps: 30 Min
 Starters: 40
 Printed at: 14:04

LAP TIMES

No	Name	Lap 1	Lap 2	Lap 3	Lap 4	Lap 5	Lap 6	Lap 7	Lap 8	Lap 9	Lap 10
50	Callum SPRIGGS (QLD)	1:58.142	1:38.712	1:36.972	4:35.248	1:56.294	1:36.962	1:36.255	1:39.291	1:37.007	1:36.617
10		1:36.932	1:44.524	1:36.709	1:38.234	1:37.612					
52	Corey TURNER (QLD)	1:50.436	1:42.081	1:40.219	1:39.444	1:39.430	1:39.116	1:38.978	1:38.474	1:38.442	1:38.579
10		1:38.418	1:39.126	1:38.545	1:38.371	1:38.284	1:39.099	1:42.022			
54	Samuel LAMBERT (NT)	1:48.969	1:39.380	1:38.553	1:36.663	1:36.671	1:39.035	9:16.474	1:43.220	2:19.905	1:37.396
10		1:37.270	1:37.094	1:37.465	1:37.256						
56	Troy GUENTHER (QLD)	4:59.574	1:43.711	1:38.997	1:38.010	1:38.071	1:38.224	1:38.329	3:21.093	1:45.554	1:40.377
10		1:38.454	1:38.838	1:38.728							
65	Cru HALLIDAY (NSW)	1:48.403	1:37.612	1:37.454	1:44.274	1:36.120	1:35.415	1:41.257	1:36.115	3:29.845	1:58.341
10		1:36.306	1:36.013	5:27.909							
66	Aaiden COOTE (VIC)	1:51.452	1:39.098	1:38.755	1:39.404	1:38.811	4:28.632	1:43.600	1:37.296	4:51.845	1:43.800
10		1:38.010	1:38.292								
67	Bryan STARING (WA)	1:47.723	1:37.466	1:36.633	1:36.057	1:35.670	1:36.732	1:35.728	8:24.552	1:50.116	1:36.190
10		1:35.537	1:35.286	1:36.205	1:35.645	1:35.513					
68	Mitchell LEVY (NSW)	1:45.796	1:39.528	2:19.352	1:42.701	1:39.980	5:13.987	1:43.881	1:37.836	1:37.959	3:07.887
10		1:44.151	1:37.703	1:38.844	1:38.555	1:38.350					
69	Heath GRIFFIN (NSW)	1:55.225	1:46.226	1:45.533	1:45.820	3:12.402	1:54.594	1:44.726	1:44.199	12:42.526	2:20.732
77	Adam SENIOR (WA)	1:48.218	1:40.948	1:39.967	1:40.540	4:51.284	1:52.216	1:39.118	1:39.594	3:57.387	1:51.548
10		1:38.613	2:50.239								
78	Nathan SPITERI (VIC)	1:49.871	1:41.591	1:40.732	1:50.241	1:44.871	3:49.407	1:49.096	1:41.727	1:42.077	1:40.459
10		7:28.241	1:47.901	1:41.761							
82	Jake DREW (VIC)	2:02.004	1:50.411	1:48.254	1:48.258	1:48.785	1:49.351	1:47.623	1:46.753	1:45.979	1:46.166
10		3:48.651	2:03.372	1:46.576	1:46.024	1:46.177	1:45.309				
83	Kyle BUCKLEY (QLD)	1:49.157	1:38.701	1:39.258	1:39.391	1:39.515	3:05.765	1:45.804	1:39.076	1:37.916	1:37.646
10		1:37.705	1:38.516	1:38.044	4:05.670	1:45.928	1:38.930				
86	Beau BEATON (NSW)	1:48.820	1:37.721	1:36.707	1:37.981	2:42.959	1:44.765	1:37.848	1:36.233	4:36.728	1:42.797
10		1:36.003	1:36.783	1:43.742	1:37.818	1:37.976	1:55.875				
88	Brendan SCHMIDT (VIC)	1:50.562	1:42.173	1:41.189	1:41.474	1:41.478	1:41.024	1:40.250	1:39.818	1:39.598	1:39.769
10		1:39.516	5:09.950	1:57.695	1:41.193	1:52.683	1:41.662				
104	Max JAMES-BEATSONBELL (WA)	1:59.055	1:50.674	1:48.587	1:47.610	1:48.397	1:47.388	1:46.849	1:46.642	1:46.540	1:45.923
10		1:49.866	1:47.724	1:46.641	1:45.064	1:46.345	2:30.143				
131	John QUINN (VIC)	2:15.516	2:01.511	1:57.236	10:25.554	2:04.349	1:52.117	3:34.721	1:58.321		
152	Paul BYRNE (NSW)	1:47.061	1:38.722	1:38.410	6:16.936	1:45.643	4:15.356	1:45.892	1:37.091	1:46.941	1:37.272
10		2:35.646									
178	Michael BLAIR (NSW)	1:43.470	2:39.278	1:40.739	1:37.846	1:36.478	1:36.448	1:38.155	1:36.172	1:36.386	3:00.260
10		1:44.937	4:52.013	1:43.086	1:36.278						
686	Tracey DAVIES (VIC)	2:06.525	1:55.050	1:52.718	1:49.737	1:49.427	2:53.663	2:00.835	1:49.798	1:49.120	8:05.894
10		1:59.973	1:49.763								

Chief Time Keeper - Scott Laing

Clerk of Course - Tom Williams



Computime Race Timing Systems Pty Ltd © 1996
Licensed to Computime Race Timing Systems

COMPUTIME RACE TIMING SYSTEMS PTY LTD

www.computime.com.au

9 Timber Lane, Glen Waverley Vic 3150. Ph: 0418 17 13 17

E-mail: scott@computime.com.au





SUPPORT CLASS RESULTS

AUSTRALIAN SUPERBIKE

Free Practice 1

Date: 23/02/17
 Event: P01
 Weather: Partly cloudy - Temp: 22.8C
 Track: Dry - Temp: 41.0C

Started at: 13:30:07
 Laps: 30 Min
 Starters: 40
 Printed at: 14:04

SPLIT TIMES

Lap	Split 1	Split 2	Split 3	Split 4	Lap Time	Spd	Lap	Split 1	Split 2	Split 3	Split 4	Lap Time	Spd
1 Troy HERFOSS (QLD) (6th)							5	24.355	28.787	19.062	2:14.260	3:26.464	281
1	27.200	28.562	18.565	27.047	1:41.374 P		6	32.894	39.251	19.166	34.373	2:05.684 P	
2	23.492	28.334	18.276	26.526	1:36.628	275	7	23.255	28.178	18.382	26.893	1:36.708	289
3	23.362	27.735	18.321	27.639	1:37.057	272	8	22.973	27.837	18.326	26.872	1:36.008	293
4	22.985	27.709	18.270	26.724	1:35.688	282	9	22.856	28.271	18.499	26.961	1:36.587	293
5	23.270	27.583	18.257	26.701	1:35.811	285	10	22.834	27.816	18.452	26.853	1:35.955	290
6	25.138	32.143	19.542	3:59.051	5:15.874	283	11	22.904	28.296	18.294	27.470	1:36.964	290
7	34.110	37.663	24.854	28.506	2:05.133 P		14 Glenn ALLERTON (VIC) (2nd)						
8	22.775	27.712	18.322	26.681	1:35.490	286	1	27.175	28.662	18.372	27.354	1:41.563 P	
9	25.045	36.824	24.925	27.830	1:54.624	283	2	23.099	28.242	18.066	26.594	1:36.001	290
10	22.747	27.497	18.135	26.812	1:35.191	285	3	22.677	27.655	18.040	26.215	1:34.587	288
11	22.926	27.585	27.732	1:48.399	3:06.642	284	4	22.639	27.538	18.044	26.225	1:34.446	291
12	32.286	34.561	24.889	33.060	2:04.796 P		5	22.686	29.028	20.929	2:01.574	3:14.217	286
13	22.864	27.571	18.212	26.791	1:35.438	286	6	28.747	28.392	18.195	26.501	1:41.835 P	
14	22.734	27.384	18.033	26.705	1:34.856	285	7	22.541	27.533	18.195	26.486	1:34.755	286
15	27.731	31.313	18.265	27.127	1:44.436	285	8	22.628	27.290	18.118	26.905	1:34.941	290
3 David BARKER (VIC) (28th)							9	22.522	27.479	18.095	26.419	1:34.515	295
1	31.942	31.337	19.751	28.128	1:51.158 P		10	23.260	34.314	21.357	2:36.880	3:55.811	283
2	24.842	29.614	19.399	27.917	1:41.772	265	11	34.474	40.348	21.764	4:04.887	5:41.473 P	
3	24.721	29.261	18.958	27.771	1:40.711	257	12	30.427	29.174	28.953	28.346	1:56.900 P	
4	24.873	28.985	19.087	27.900	1:40.845	260	13	22.424	27.250	17.977	26.328	1:33.979	282
5	24.965	31.453	19.073	27.727	1:43.218	250	14	22.501	30.155	22.022	37.089	1:51.767	284
6	24.335	28.752	18.962	27.639	1:39.688	257	18 Ashley MANUEL (SA) (31th)						
7	24.317	28.925	18.913	27.618	1:39.773	271	1	30.083	32.462	20.816	30.043	1:53.404 P	
8	24.239	28.679	19.163	27.787	1:39.868	261	2	25.626	30.900	20.083	28.415	1:45.024	246
9	24.245	28.815	19.071	27.737	1:39.868	267	3	24.695	30.022	19.680	28.346	1:42.743	261
10	24.496	32.025	20.144	6:44.226	8:00.891	262	4	24.702	30.391	19.694	28.325	1:43.112	254
11	29.208	30.148	19.109	27.877	1:46.342 P		5	24.620	29.728	19.719	28.745	1:42.812	258
12	24.298	30.212	18.977	27.827	1:41.314	268	6	25.581	29.838	19.669	4:11.824	5:26.912	249
13	24.412	29.046	19.309	27.483	1:40.250	261	7	31.933	34.926	23.333	28.869	1:59.061 P	
14	24.324	28.767	18.765	27.935	1:39.791	263	8	24.476	29.480	19.129	28.091	1:41.176	263
15					1:39.838		9	24.554	29.442	19.387	28.213	1:41.596	260
12 Matt WALTERS (NSW) (9th)							10	24.544	29.338	19.918	28.236	1:42.036	264
1	33.771	1:13.207	19.709	28.188	2:34.875 P		11	24.315	29.691	19.563	28.463	1:42.032	268
2	24.247	28.783	18.516	27.096	1:38.642	275	12	25.711	48.107	21.663	2:11.014	3:46.495	257
3	23.324	28.018	18.189	27.024	1:36.555	283	13	34.501	34.531	19.677	28.315	1:57.024 P	
4	23.366	27.994	18.378	27.363	1:37.101	283	14	24.526	29.360	19.679	28.114	1:41.679	263

Scott Laing
 Chief Time Keeper - Scott Laing

Tom Williams
 Clerk of Course - Tom Williams



Computime Race Timing Systems Pty Ltd © 1996
 Licensed to Computime Race Timing Systems
COMPUTIME RACE TIMING SYSTEMS PTY LTD
www.computime.com.au

9 Timber Lane, Glen Waverley Vic 3150. Ph: 0418 17 13 17

E-mail: scott@computime.com.au





SUPPORT CLASS RESULTS

AUSTRALIAN SUPERBIKE

Free Practice 1

Date: 23/02/17
 Event: P01
 Weather: Partly cloudy - Temp: 22.8C
 Track: Dry - Temp: 41.0C

Started at: 13:30:07
 Laps: 30 Min
 Starters: 40
 Printed at: 14:04

SPLIT TIMES

Lap	Split 1	Split 2	Split 3	Split 4	Lap Time	Spd	Lap	Split 1	Split 2	Split 3	Split 4	Lap Time	Spd
19 Ashley FLEMING (WA) (40th)							24 Robbie BUGDEN (QLD) (5th)						
1	33.359	34.979	23.126	31.020	2:02.484 P		1	30.976	30.061	19.270	27.398	1:47.705	P
2	28.485	45.493	21.304	31.025	2:06.307	204	2	23.356	27.803	18.667	26.564	1:36.390	292
20 Alex PHILLIS (VIC) (27th)							25 Daniel FALZON (SA) (3rd)						
1					19:00.755	P	3	23.043	28.356	18.589	26.164	1:36.152	294
2	28.404	34.796	21.093	29.584	1:53.877	P	4	22.674	28.634	18.766	26.394	1:36.468	285
3	24.969	30.316	19.517	27.798	1:42.600	273	5	22.619	27.458	18.151	26.598	1:34.826	291
4	24.169	29.035	18.792	27.619	1:39.615	281	6	25.280	31.039	18.948	1:56.224	3:11.491	286
21 Josh WATERS (VIC) (4th)							30 Gary SMITH (SA) (33th)						
1	27.034	29.297	18.796	1:33.120	2:48.247	P	1	29.370	30.856	20.270	28.311	1:48.807	P
2	29.795	29.273	18.757	26.960	1:44.785	P	2	26.038	30.862	20.419	28.110	1:45.429	218
3	23.298	27.841	18.419	26.697	1:36.255	288	3	22.953	28.489	18.185	26.546	1:36.173	289
4	22.971	27.899	19.826	39.774	1:50.470	290	4	22.717	27.768	17.972	26.574	1:35.031	277
5	23.156	27.789	18.727	3:01.995	4:11.667	285	5	22.830	27.609	18.084	26.710	1:35.233	283
6	35.632	30.797	18.623	26.698	1:51.750	P	6	23.041	32.695	18.791	27.721	1:42.248	281
7	23.049	27.805	18.265	26.490	1:35.609	291	7	22.967	27.355	18.017	26.555	1:34.894	282
8	22.815	28.561	20.820	3:57.434	5:09.630	290	8	24.232	30.796	18.720	3:45.031	4:58.779	278
9	33.759	30.186	18.915	26.963	1:49.823	P	9	31.289	30.443	19.093	27.093	1:47.918	P
10	22.816	27.654	23.408	27.906	1:41.784	288	10	22.736	28.071	18.459	27.008	1:36.274	280
11	22.682	27.349	18.118	26.323	1:34.472	289	11	22.529	27.767	18.866	27.232	1:36.394	283
12	22.999	31.624	20.530	26.672	1:41.825	290	12	22.457	27.224	18.006	26.558	1:34.245	280
13	23.779	31.162	18.855	27.128	1:40.924	291	13	22.529	27.225	17.957	26.417	1:34.128	279
14	22.857	27.533	18.281	26.368	1:35.039	289	14	22.587	27.155	18.100	26.517	1:34.359	278
22 Trent GIBSON (VIC) (24th)							30 Gary SMITH (SA) (33th)						
1	31.730	30.693	19.267	28.052	1:49.742	P	15	22.681	29.083	19.017	27.183	1:37.964	281
2	23.899	28.942	18.938	27.217	1:38.996	276	16	22.531	29.738	18.181	26.499	1:36.949	279
3	23.694	28.829	19.278	1:37.305	2:49.106	278	1	29.370	30.856	20.270	28.311	1:48.807	P
4	27.584	29.162	19.274	27.541	1:43.561	P	2	26.038	30.862	20.419	28.110	1:45.429	218
5	24.734	28.871	19.167	2:02.670	3:15.442	273	3	22.953	28.489	18.185	26.546	1:36.173	289
6	28.279	29.248	19.061	27.732	1:44.320	P	4	22.717	27.768	17.972	26.574	1:35.031	277
7	24.110	28.781	19.285	2:12.525	3:24.701	274	5	22.830	27.609	18.084	26.710	1:35.233	283
8	26.370	29.098	19.196	1:48.438	3:03.102	P	6	23.041	32.695	18.791	27.721	1:42.248	281
9	28.730	29.167	19.101	27.603	1:44.601	P	7	22.967	27.355	18.017	26.555	1:34.894	282
10	24.187	28.830	19.144	27.502	1:39.663	278	8	24.232	30.796	18.720	3:45.031	4:58.779	278
11	24.027	28.662	19.004	27.523	1:39.216	275	9	31.289	30.443	19.093	27.093	1:47.918	P
12	23.911	28.432	18.864	27.364	1:38.571	276	10	22.736	28.071	18.459	27.008	1:36.274	280

Scott Laing
 Chief Time Keeper - Scott Laing

Tom Williams
 Clerk of Course - Tom Williams



Computime Race Timing Systems Pty Ltd © 1996
 Licensed to Computime Race Timing Systems
COMPUTIME RACE TIMING SYSTEMS PTY LTD
www.computime.com.au

9 Timber Lane, Glen Waverley Vic 3150. Ph: 0418 17 13 17

E-mail: scott@computime.com.au





SUPPORT CLASS RESULTS

AUSTRALIAN SUPERBIKE

Free Practice 1

Date: 23/02/17
 Event: P01
 Weather: Partly cloudy - Temp: 22.8C
 Track: Dry - Temp: 41.0C

Started at: 13:30:07
 Laps: 30 Min
 Starters: 40
 Printed at: 14:04

SPLIT TIMES

Lap	Split 1	Split 2	Split 3	Split 4	Lap Time	Spd	Lap	Split 1	Split 2	Split 3	Split 4	Lap Time	Spd
3	25.939	30.636	20.174	28.497	1:45.246	226	8	26.355	30.546	20.364	29.127	1:46.392	239
4	26.273	30.322	21.210	28.703	1:46.508	240	9	26.169	31.055	20.586	29.218	1:47.028	252
5	26.383	32.547	20.799	2:44.453	4:04.182	217	10	26.355	31.285	20.641	29.189	1:47.470	246
6	28.606	30.628	19.844	28.298	1:47.376 P		11	26.554	30.918	20.575	29.055	1:47.102	246
7	25.175	30.106	20.182	29.095	1:44.558	235	12	26.312	30.765	20.567	29.314	1:46.958	245
8	25.811	29.774	19.992	28.272	1:43.849	233	13	26.886	31.309	20.551	1:05.716	2:24.462	246
9	24.783	30.475	20.047	28.399	1:43.704	245	14	30.395	31.112	20.539	29.373	1:51.419 P	
10	25.199	33.687	24.156	1:43.593	3:06.635	241	15	26.399	31.353	20.433	29.288	1:47.473	243
11	28.819	30.582	19.811	28.256	1:47.468 P		16	26.478	31.253	20.654	28.830	1:47.215	244
12	25.384	30.628	20.424	28.919	1:45.355	245							
13	24.577	29.463	19.911	28.053	1:42.004	251	34 William DAVIDSON (NSW) (20th)						
14	25.140	29.684	19.966	28.352	1:43.142	243	1	34.801	31.278	20.028	27.996	1:54.103 P	
							2	24.627	28.799	19.123	27.509	1:40.058	269
							3	24.362	28.771	18.766	27.087	1:38.986	263
31 Jack BAKER (QLD) (32th)							4	23.846	28.814	19.136	27.652	1:39.448	276
1	28.531	31.116	20.792	29.158	1:49.597 P		5	23.662	29.247	18.774	27.433	1:39.116	276
2	25.350	39.610	20.138	28.419	1:53.517	257	6	23.662	29.247	18.774	27.433	1:39.116	276
3	25.210	30.126	19.873	28.488	1:43.697	262	7	23.890	29.393	18.750	29.748	1:41.781	272
4	25.139	30.262	19.968	28.358	1:43.727	262	8	23.980	31.994	20.021	28.099	1:44.094	272
5	24.818	31.321	19.577	28.036	1:43.752	270	9	23.848	33.038	22.144	27.629	1:46.659	273
6	25.003	29.882	19.723	28.258	1:42.866	271	10	23.973	33.443	19.128	27.724	1:44.268	275
7	25.052	30.783	20.569	1:21.189	2:37.593	265	11	23.493	28.211	18.876	27.375	1:37.955	275
8	30.850	30.463	19.797	28.078	1:49.188 P		12	23.460	28.101	20.543	2:59.129	4:11.233	273
9	24.870	29.545	19.668	2:11.003	3:25.086	276							
10	28.821	29.919	22.227	28.788	1:49.755 P		1	34.218	32.326	19.122	27.483	1:53.149 P	
11	24.543	29.452	19.608	28.236	1:41.839	267	37 Chas HERN (VIC) (16th)						
12	24.580	29.443	19.799	28.519	1:42.341	270	1	31.103	35.457	21.528	1:50.233	3:18.321 P	
13	25.266	44.100	20.193	28.021	1:57.580	271	2	30.488	30.696	19.680	28.897	1:49.761 P	
14	24.523	29.500	19.634	28.070	1:41.727	260	3	24.831	34.703	23.646	5:44.800	7:07.980	275
15	24.700	29.628	19.641	28.695	1:42.664	269	4	30.552	29.626	19.429	27.688	1:47.295 P	
16	24.817	29.675	19.795	28.458	1:42.745	266	5	23.429	28.586	18.528	26.859	1:37.402	279
							6	23.134	28.662	18.661	27.056	1:37.513	281
33 Hamish McMURRAY (NSW) (37th)							7	23.314	28.635	18.646	26.882	1:37.477	279
1	38.837	37.397	24.446	33.333	2:14.013 P		8	24.029	28.205	18.531	26.907	1:37.672	273
2	30.269	34.056	22.133	30.876	1:57.334	213	9	31.030	29.866	22.622	3:22.347	4:45.865	279
3	28.195	32.274	21.158	30.090	1:51.717	234	10	28.427	29.012	18.741	27.445	1:43.625 P	
4	27.176	33.966	21.486	29.727	1:52.355	241	11	23.250	28.327	19.178	27.349	1:38.104	281
5	26.982	31.621	20.480	29.387	1:48.470	247	12	28.546	29.014	18.568	27.009	1:43.137	281
6	26.627	31.622	21.063	29.425	1:48.737	245							
7	26.653	31.995	20.593	28.862	1:48.103	238	46 Simon GALLOWAY (NSW) (17th)						

Scott Laing
 Chief Time Keeper - Scott Laing

Tom Williams
 Clerk of Course - Tom Williams



Computime Race Timing Systems Pty Ltd © 1996
 Licensed to Computime Race Timing Systems
COMPUTIME RACE TIMING SYSTEMS PTY LTD
www.computime.com.au

9 Timber Lane, Glen Waverley Vic 3150. Ph: 0418 17 13 17

E-mail: scott@computime.com.au





SUPPORT CLASS RESULTS

AUSTRALIAN SUPERBIKE

Free Practice 1

Date: 23/02/17
 Event: P01
 Weather: Partly cloudy - Temp: 22.8C
 Track: Dry - Temp: 41.0C

Started at: 13:30:07
 Laps: 30 Min
 Starters: 40
 Printed at: 14:04

SPLIT TIMES

Lap	Split 1	Split 2	Split 3	Split 4	Lap Time	Spd	Lap	Split 1	Split 2	Split 3	Split 4	Lap Time	Spd
1	30.943	30.959	19.710	28.359	1:49.971 P		6	24.515	29.446	19.664	27.776	1:41.401	262
2	24.988	30.015	19.243	27.722	1:41.968	266	7	24.382	29.183	19.235	27.591	1:40.391	269
3	24.304	29.725	19.219	27.614	1:40.862	271	8	24.417	29.326	19.368	27.696	1:40.807	268
4	24.109	28.818	19.096	27.765	1:39.788	271	9	24.643	29.427	19.543	3:25.554	4:39.167	271
5	24.525	28.852	19.005	27.503	1:39.885	272	10	30.500	30.187	19.707	28.082	1:48.476 P	
6	23.925	28.758	18.809	27.275	1:38.767	273	11	24.425	29.202	19.275	27.983	1:40.885	267
7	23.902	28.974	19.564	27.209	1:39.649	276	12	24.233	29.187	19.531	28.149	1:41.100	270
8	24.400	29.327	19.390	3:17.553	4:30.670	260	13	24.640	29.856	19.315	27.703	1:41.514	270
9	33.032	29.263	19.125	27.730	1:49.150 P		14	24.418	29.011	19.312	27.813	1:40.554	271
10	24.346	28.833	18.846	27.460	1:39.485	267	15	24.423	29.055	19.448	27.715	1:40.641	271
11	23.712	28.756	18.907	27.078	1:38.453	281	16	24.423	47.249	20.252	28.372	2:00.296	261
12	24.157	28.896	20.095	27.050	1:40.198	277							
13	24.019	28.645	18.567	27.031	1:38.262	275							
14	23.528	28.689	18.670	27.129	1:38.016	282							
15	23.608	28.418	18.555	27.012	1:37.593	276							
							49 Albie WHEELER (NSW) (23th)						
							1	33.367	31.024	19.837	28.529	1:52.757 P	
							2	25.844	29.763	19.675	28.234	1:43.516	268
							3	24.984	29.212	19.122	28.147	1:41.465	255
							4	24.527	29.470	19.321	28.242	1:41.560	270
							5	24.720	28.753	18.977	27.830	1:40.280	262
							6	24.010	28.597	18.714	27.175	1:38.496	266
							7	23.893	38.551	20.016	27.850	1:50.310	276
							8	24.430	29.396	19.146	4:47.552	6:00.524	259
							9	29.848	29.630	19.002	27.640	1:46.120 P	
							10	24.187	29.191	19.017	27.713	1:40.108	267
							11	24.499	29.140	19.276	27.537	1:40.452	265
							12	24.218	28.600	19.015	27.266	1:39.099	265
							13	24.314	28.759	18.833	27.517	1:39.423	258
							14	24.354	28.933	19.175	27.312	1:39.774	272
							50 Callum SPRIGGS (QLD) (12th)						
							1	39.336	30.816	19.480	28.510	1:58.142 P	
							2	23.854	28.484	19.004	27.370	1:38.712	269
							3	23.384	28.207	18.351	27.030	1:36.972	277
							4	23.228	28.395	23.202	3:20.423	4:35.248	276
							5	39.262	30.658	19.043	27.331	1:56.294 P	
							6	23.200	28.344	18.388	27.030	1:36.962	281
							7	23.062	27.923	18.422	26.848	1:36.255	282
							8	22.882	29.119	19.692	27.598	1:39.291	287
							9	23.096	28.200	18.691	27.020	1:37.007	281
							10	23.022	28.012	18.496	27.087	1:36.617	282

47 Wayne MAXWELL (VIC) (1st)

1	31.187	29.136	18.772	27.482	1:46.577 P	
2	23.039	27.894	18.513	26.661	1:36.107	283
3	22.624	27.431	18.054	26.835	1:34.944	285
4	23.106	27.503	17.977	2:07.020	3:15.606	282
5	26.812	28.879	18.267	26.650	1:40.608 P	
6	22.822	27.669	18.022	26.317	1:34.830	285
7	22.510	27.415	17.851	26.394	1:34.170	286
8	22.579	27.551	18.840	1:58.061	3:07.031	291
9	25.539	27.780	18.053	26.870	1:38.242 P	
10	22.577	27.512	18.878	26.479	1:35.446	286
11	22.457	27.343	17.897	26.624	1:34.321	286
12	22.620	27.726	18.297	2:44.456	3:53.099	287
13	28.667	28.325	18.263	26.595	1:41.850 P	
14	22.650	27.696	18.599	26.564	1:35.509	286
15	22.467	27.429	17.791	26.265	1:33.952	286

48 Paul DUTTON (NSW) (29th)

1	32.229	31.870	20.728	28.752	1:53.579 P	
2	25.278	30.432	20.115	28.366	1:44.191	268
3	24.972	29.374	19.512	27.895	1:41.753	273
4	24.948	30.369	20.577	28.527	1:44.421	268
5	24.544	29.184	19.622	27.827	1:41.177	268

Chief Time Keeper - Scott Laing

Clerk of Course - Tom Williams




Computime Race Timing Systems Pty Ltd © 1996
 Licensed to Computime Race Timing Systems
COMPUTIME RACE TIMING SYSTEMS PTY LTD
www.computime.com.au

9 Timber Lane, Glen Waverley Vic 3150. Ph: 0418 17 13 17

E-mail: scott@computime.com.au





SUPPORT CLASS RESULTS

AUSTRALIAN SUPERBIKE

Free Practice 1

Date: 23/02/17
 Event: P01
 Weather: Partly cloudy - Temp: 22.8C
 Track: Dry - Temp: 41.0C

Started at: 13:30:07
 Laps: 30 Min
 Starters: 40
 Printed at: 14:04

SPLIT TIMES

Lap	Split 1	Split 2	Split 3	Split 4	Lap Time	Spd	Lap	Split 1	Split 2	Split 3	Split 4	Lap Time	Spd
11	23.058	28.209	18.619	27.046	1:36.932	281	14	23.091	28.289	18.677	27.199	1:37.256	277
12	24.871	33.724	18.960	26.969	1:44.524	279							
13	22.921	28.249	18.517	27.022	1:36.709	284	56 Troy GUENTHER (QLD) (21th)						
14	23.221	28.747	18.920	27.346	1:38.234	283	1					4:59.574	
15	23.004	28.237	18.764	27.607	1:37.612	286	2	26.881	29.850	19.538	27.442	1:43.711 P	
52 Corey TURNER (QLD) (22th)							3	23.688	28.491	19.494	27.324	1:38.997	281
1	30.997	31.043	20.136	28.260	1:50.436 P		4	23.691	28.270	18.811	27.238	1:38.010	281
2	25.521	29.562	19.439	27.559	1:42.081	265	5	23.435	28.351	18.877	27.408	1:38.071	282
3	24.515	28.946	19.311	27.447	1:40.219	281	6	23.513	28.426	19.007	27.278	1:38.224	279
4	23.882	28.816	19.164	27.582	1:39.444	280	7	23.411	28.392	19.041	27.485	1:38.329	281
5	24.089	28.629	19.047	27.665	1:39.430	286	8	24.436	2:56.657			3:21.093	275
6	23.836	28.543	19.363	27.374	1:39.116	283	9	29.136	28.741	18.997	28.680	1:45.554 P	
7	23.875	28.558	18.940	27.605	1:38.978	288	10	23.907	29.472	19.063	27.935	1:40.377	279
8	23.745	28.408	18.914	27.407	1:38.474	282	11	23.626	28.807	18.779	27.242	1:38.454	278
9	23.816	28.369	19.030	27.227	1:38.442	285	12	23.522	28.773	19.306	27.237	1:38.838	282
10	23.770	28.623	18.936	27.250	1:38.579	282	13	23.287	28.489	19.588	27.364	1:38.728	281
11	23.793	28.381	19.054	27.190	1:38.418	287	65 Cru HALLIDAY (NSW) (8th)						
12	24.105	28.471	19.109	27.441	1:39.126	285	1	30.670	30.614	19.315	27.804	1:48.403 P	
13	23.928	28.518	18.955	27.144	1:38.545	281	2	23.507	28.362	18.482	27.261	1:37.612	290
14	23.786	28.380	18.967	27.238	1:38.371	281	3	23.123	28.935	18.312	27.084	1:37.454	288
15	23.883	28.328	18.899	27.174	1:38.284	282	4	22.915	28.090	19.855	33.414	1:44.274	286
16	23.649	28.710	19.214	27.526	1:39.099	285	5	23.121	27.907	18.228	26.864	1:36.120	288
17	24.569	31.122	19.068	27.263	1:42.022	282	6	22.743	27.740	18.199	26.733	1:35.415	289
54 Samuel LAMBERT (NT) (13th)							7	24.360	30.958	18.917	27.022	1:41.257	262
1	31.201	30.846	19.439	27.483	1:48.969 P		8	22.739	28.089	18.308	26.979	1:36.115	295
2	24.235	29.321	18.636	27.188	1:39.380	287	9	22.860	30.842	21.379	2:14.764	3:29.845	291
3	23.238	28.505	19.462	27.348	1:38.553	283	10	29.938	33.799	25.356	29.248	1:58.341 P	
4	23.185	27.899	18.446	27.133	1:36.663	286	11	22.945	28.033	18.301	27.027	1:36.306	287
5	23.062	28.140	18.522	26.947	1:36.671	280	12	23.030	27.669	18.299	27.015	1:36.013	286
6	23.864	28.886	18.662	27.623	1:39.035	282	13	23.651	28.726	19.328	4:16.204	5:27.909	287
7	23.827	30.246	19.201	8:03.200	9:16.474	276	66 Aaiden COOTE (VIC) (15th)						
8	29.825	28.064	18.367	26.964	1:43.220 P		1	34.308	30.420	19.144	27.580	1:51.452 P	
9	23.106	28.239	1:28.560		2:19.905	278	2	24.116	28.779	18.854	27.349	1:39.098	289
10	23.734	28.025	18.535	27.102	1:37.396	281	3	23.944	28.481	18.818	27.512	1:38.755	285
11	23.097	28.467	18.466	27.240	1:37.270	277	4	24.047	28.470	18.923	27.964	1:39.404	286
12	23.176	28.144	18.501	27.273	1:37.094	278	5	24.061	28.681	18.951	27.118	1:38.811	283
13	23.180	28.442	18.564	27.279	1:37.465	276	6	23.855	29.694	19.127	3:15.956	4:28.632	286

Scott Laing
 Chief Time Keeper - Scott Laing

Tom Williams
 Clerk of Course - Tom Williams



Computime Race Timing Systems Pty Ltd © 1996
 Licensed to Computime Race Timing Systems
COMPUTIME RACE TIMING SYSTEMS PTY LTD
www.computime.com.au

9 Timber Lane, Glen Waverley Vic 3150. Ph: 0418 17 13 17

E-mail: scott@computime.com.au





SUPPORT CLASS RESULTS

AUSTRALIAN SUPERBIKE

Free Practice 1

Date: 23/02/17
 Event: P01
 Weather: Partly cloudy - Temp: 22.8C
 Track: Dry - Temp: 41.0C

Started at: 13:30:07
 Laps: 30 Min
 Starters: 40
 Printed at: 14:04

SPLIT TIMES

Lap	Split 1	Split 2	Split 3	Split 4	Lap Time	Spd	Lap	Split 1	Split 2	Split 3	Split 4	Lap Time	Spd
7	28.702	29.052	18.774	27.072	1:43.600	P	15	23.369	28.553	18.986	27.442	1:38.350	281
8	23.318	28.151	18.744	27.083	1:37.296	290							
9	23.595	28.108	18.820	3:41.322	4:51.845	282	69 Heath GRIFFIN (NSW) (34th)						
10	28.762	28.532	18.913	27.593	1:43.800	P	1	32.372	31.992	21.141	29.720	1:55.225	P
11	24.285	28.041	18.663	27.021	1:38.010	278	2	26.426	30.747	20.293	28.760	1:46.226	239
12	23.468	28.670	18.865	27.289	1:38.292	283	3	26.102	30.616	20.144	28.671	1:45.533	246
							4	26.215	30.296	20.492	28.817	1:45.820	258
							5	26.472	33.324	22.885	1:49.721	3:12.402	260
67 Bryan STARING (WA) (7th)							6	33.794	31.530	20.391	28.879	1:54.594	P
1	29.529	31.416	19.279	27.499	1:47.723	P	7	25.317	30.498	20.267	28.644	1:44.726	267
2	23.477	28.006	18.702	27.281	1:37.466	283	8	25.549	30.400	19.958	28.292	1:44.199	269
3	23.282	28.599	18.226	26.526	1:36.633	285	9	25.383	30.025	39.381	11:07.737	12:42.526	259
4	22.858	28.409	18.146	26.644	1:36.057	286	10	30.474	58.820	21.400	30.038	2:20.732	P
5	22.936	27.640	18.275	26.819	1:35.670	287							
6	23.379	27.944	18.327	27.082	1:36.732	283	77 Adam SENIOR (WA) (25th)						
7	23.120	27.581	18.321	26.706	1:35.728	283	1	29.822	29.919	19.811	28.666	1:48.218	P
8	24.287	29.738	18.770	7:11.757	8:24.552	249	2	25.219	28.823	19.257	27.649	1:40.948	248
9	35.904	29.007	18.541	26.664	1:50.116	P	3	24.320	29.045	19.137	27.465	1:39.967	269
10	22.848	27.636	18.544	27.162	1:36.190	286	4	24.563	29.206	19.099	27.672	1:40.540	273
11	23.007	27.582	18.299	26.649	1:35.537	284	5	25.379	36.815	21.677	3:27.413	4:51.284	269
12	22.836	27.517	18.269	26.664	1:35.286	284	6	34.898	29.968	19.530	27.820	1:52.216	P
13	23.450	27.620	18.361	26.774	1:36.205	286	7	24.099	28.512	19.033	27.474	1:39.118	270
14	22.867	27.557	18.364	26.857	1:35.645	284	8	24.183	28.617	19.069	27.725	1:39.594	272
15	22.888	27.295	18.620	26.710	1:35.513	284	9	24.893	33.728	21.116	2:37.650	3:57.387	271
							10	36.151	28.955	18.999	27.443	1:51.548	P
68 Mitchell LEVY (NSW) (19th)							11	23.995	28.404	18.858	27.356	1:38.613	273
1	28.589	30.030	19.468	27.709	1:45.796	P	12	24.671	33.005	21.049	1:31.514	2:50.239	276
2	23.775	28.771	19.333	27.649	1:39.528	284							
3	23.705	29.468	18.997	1:07.182	2:19.352	268	78 Nathan SPITERI (VIC) (30th)						
4	27.244	28.773	19.117	27.567	1:42.701	P	1	31.732	30.343	19.547	28.249	1:49.871	P
5	24.291	28.977	19.155	27.557	1:39.980	273	2	24.388	30.343	19.266	27.594	1:41.591	271
6	23.762	28.689	19.226	4:02.310	5:13.987	285	3	24.385	29.288	19.289	27.770	1:40.732	266
7	27.764	29.911	19.041	27.165	1:43.881	P	4	24.766	38.159	19.472	27.844	1:50.241	276
8	23.359	28.460	18.864	27.153	1:37.836	283	5	25.233	31.683	19.723	28.232	1:44.871	257
9	23.286	28.653	18.868	27.152	1:37.959	285	6	24.922	30.748	21.108	2:32.629	3:49.407	252
10	23.441	28.593	18.887	1:56.966	3:07.887	283	7	31.296	30.110	19.519	28.171	1:49.096	P
11	28.006	28.854	19.689	27.602	1:44.151	P	8	24.562	29.666	19.428	28.071	1:41.727	255
12	23.272	28.181	18.904	27.346	1:37.703	284	9	24.593	29.877	19.806	27.801	1:42.077	267
13	23.532	28.771	19.122	27.419	1:38.844	284	10	24.109	29.371	19.213	27.766	1:40.459	266
14	23.621	28.837	18.777	27.320	1:38.555	283							

Scott Laing
 Chief Time Keeper - Scott Laing

Tom Williams
 Clerk of Course - Tom Williams



COMPUTIME RACE TIMING SYSTEMS PTY LTD
www.computime.com.au

9 Timber Lane, Glen Waverley Vic 3150. Ph: 0418 17 13 17

E-mail: scott@computime.com.au





SUPPORT CLASS RESULTS

AUSTRALIAN SUPERBIKE

Free Practice 1

Date: 23/02/17
 Event: P01
 Weather: Partly cloudy - Temp: 22.8C
 Track: Dry - Temp: 41.0C

Started at: 13:30:07
 Laps: 30 Min
 Starters: 40
 Printed at: 14:04

SPLIT TIMES

Lap	Split 1	Split 2	Split 3	Split 4	Lap Time	Spd	Lap	Split 1	Split 2	Split 3	Split 4	Lap Time	Spd
11	24.441	7:03.800			7:28.241	252	86 Beau BEATON (NSW) (10th)						
12	29.742	30.007	20.072	28.080	1:47.901 P		1	31.470	30.618	19.353	27.379	1:48.820 P	
13	24.419	29.700	19.585	28.057	1:41.761	253	2	23.231	29.100	18.525	26.865	1:37.721	289
							3	23.192	28.133	18.422	26.960	1:36.707	290
							4	23.475	28.250	18.945	27.311	1:37.981	286
82 Jake DREW (VIC) (36th)							5	23.923	29.960	19.978	1:29.098	2:42.959	281
1	34.500	34.593	21.640	31.271	2:02.004 P		6	27.761	31.591	18.672	26.741	1:44.765 P	
2	27.303	32.316	20.749	30.043	1:50.411	249	7	23.979	28.627	18.510	26.732	1:37.848	286
3	26.388	31.275	20.666	29.925	1:48.254	252	8	23.112	27.715	18.479	26.927	1:36.233	285
4	26.376	31.327	20.393	30.162	1:48.258	260	9	23.703	30.127	19.452	3:23.446	4:36.728	286
5	27.043	31.208	20.524	30.010	1:48.785	250	10	28.595	28.890	18.481	26.831	1:42.797 P	
6	26.419	31.795	21.577	29.560	1:49.351	259	11	22.948	27.941	18.314	26.800	1:36.003	286
7	26.157	31.313	20.626	29.527	1:47.623	263	12	23.016	28.197	18.508	27.062	1:36.783	287
8	25.823	31.047	20.230	29.653	1:46.753	261	13	24.714	32.389	19.257	27.382	1:43.742	284
9	25.768	30.992	20.163	29.056	1:45.979	258	14	23.179	28.040	19.435	27.164	1:37.818	285
10	25.637	30.730	20.382	29.417	1:46.166	261	15	23.398	28.457	18.803	27.318	1:37.976	280
11	25.529	30.694	23.396	2:29.032	3:48.651	265	16	27.460	37.732	21.200	29.483	1:55.875	251
12	36.772	33.893	21.807	30.900	2:03.372 P								
13	26.092	31.049	20.134	29.301	1:46.576	262	88 Brendan SCHMIDT (VIC) (26th)						
14	25.607	30.612	20.335	29.470	1:46.024	263	1	30.839	31.122	20.140	28.461	1:50.562 P	
15	25.564	31.130	20.020	29.463	1:46.177	263	2	24.539	29.970	19.645	28.019	1:42.173	262
16	25.162	30.462	20.555	29.130	1:45.309	265	3	24.224	29.300	19.542	28.123	1:41.189	267
							4	25.153	29.189	19.406	27.726	1:41.474	254
83 Kyle BUCKLEY (QLD) (18th)							5	24.623	29.776	19.277	27.802	1:41.478	256
1	31.173	30.880	19.417	27.687	1:49.157 P		6	24.581	29.143	19.321	27.979	1:41.024	266
2	24.046	28.495	18.805	27.355	1:38.701	287	7	24.374	29.068	19.212	27.596	1:40.250	267
3	23.438	28.967	19.409	27.444	1:39.258	291	8	24.080	28.962	19.196	27.580	1:39.818	271
4	23.734	29.019	18.991	27.647	1:39.391	284	9	24.016	28.887	19.137	27.558	1:39.598	271
5	23.793	28.898	19.013	27.811	1:39.515	283	10	24.361	28.904	18.950	27.554	1:39.769	272
6	23.736	29.526	20.639	1:51.864	3:05.765	287	11	24.098	28.622	19.103	27.693	1:39.516	268
7	29.530	29.294	19.381	27.599	1:45.804 P		12	24.688	4:45.262			5:09.950	263
8	23.470	28.445	19.082	28.079	1:39.076	288	13	28.686	41.129	20.059	27.821	1:57.695 P	
9	23.415	28.225	18.820	27.456	1:37.916	288	14	24.214	29.719	19.404	27.856	1:41.193	267
10	23.373	28.218	18.655	27.400	1:37.646	286	15	24.101	41.024	19.728	27.830	1:52.683	271
11	23.315	28.338	18.734	27.318	1:37.705	291	16	24.543	29.821	19.364	27.934	1:41.662	269
12	23.490	28.274	18.909	27.843	1:38.516	290							
13	23.148	28.234	19.025	27.637	1:38.044	291	104 Max JAMES-BEATSONBELL (WA) (35th)						
14	23.300	34.681	22.498	2:45.191	4:05.670	286	1	31.612	33.847	22.606	30.990	1:59.055 P	
15	29.621	29.226	19.609	27.472	1:45.928 P		2	27.080	31.627	21.509	30.458	1:50.674	211
16	23.745	28.906	19.006	27.273	1:38.930	288							

Scott Laing
 Chief Time Keeper - Scott Laing

Tom Williams
 Clerk of Course - Tom Williams




Computime Race Timing Systems Pty Ltd © 1996
 Licensed to Computime Race Timing Systems
COMPUTIME RACE TIMING SYSTEMS PTY LTD
www.computime.com.au

9 Timber Lane, Glen Waverley Vic 3150. Ph: 0418 17 13 17

E-mail: scott@computime.com.au





SUPPORT CLASS RESULTS

AUSTRALIAN SUPERBIKE

Free Practice 1

Date: 23/02/17
 Event: P01
 Weather: Partly cloudy - Temp: 22.8C
 Track: Dry - Temp: 41.0C

Started at: 13:30:07
 Laps: 30 Min
 Starters: 40
 Printed at: 14:04

SPLIT TIMES

Lap	Split 1	Split 2	Split 3	Split 4	Lap Time	Spd	Lap	Split 1	Split 2	Split 3	Split 4	Lap Time	Spd
3	26.083	31.253	20.983	30.268	1:48.587	233	10	23.149	28.242	18.521	27.360	1:37.272	270
4	25.467	31.246	20.963	29.934	1:47.610	243	11	23.161	28.781	18.877	1:24.827	2:35.646	270
5	26.574	30.815	20.996	30.012	1:48.397	225							
6	25.594	31.044	21.050	29.700	1:47.388	245	178 Michael BLAIR (NSW) (11th)						
7	26.027	30.870	20.760	29.192	1:46.849	260	1	27.193	29.168	19.252	27.857	1:43.470 P	
8	26.000	31.111	20.139	29.392	1:46.642	252	2	24.210	28.478	18.946	1:27.644	2:39.278	259
9	25.925	31.176	20.102	29.337	1:46.540	246	3	27.010	28.257	18.637	26.835	1:40.739 P	
10	25.274	31.232	20.577	28.840	1:45.923	262	4	23.619	28.555	18.710	26.962	1:37.846	263
11	25.505	30.640	23.516	30.205	1:49.866	242	5	23.379	27.924	18.556	26.619	1:36.478	278
12	26.151	32.638	19.987	28.948	1:47.724	249	6	23.226	27.949	18.563	26.710	1:36.448	281
13	25.262	30.456	20.572	30.351	1:46.641	251	7	23.879	28.452	19.067	26.757	1:38.155	265
14	25.247	30.701	20.045	29.071	1:45.064	252	8	23.305	27.874	18.444	26.549	1:36.172	278
15	25.390	31.522	20.206	29.227	1:46.345	235	9	23.331	27.991	18.523	26.541	1:36.386	283
16	25.218	1:02.113	20.270	42.542	2:30.143	256	10	23.188	28.001	19.098	1:49.973	3:00.260	280
							11	30.903	28.919	18.358	26.757	1:44.937 P	
131 John QUINN (VIC) (39th)							12	23.112	30.946	18.670	3:39.285	4:52.013	282
1	38.782	38.122	24.809	33.803	2:15.516 P		13	29.188	28.622	18.586	26.690	1:43.086 P	
2	30.740	35.488	23.042	32.241	2:01.511	205	14	23.218	27.771	18.376	26.913	1:36.278	282
3	29.577	33.831	22.162	31.666	1:57.236	194							
4	29.265	34.579	23.099	8:58.611	10:25.554	187	686 Tracey DAVIES (VIC) (38th)						
5	37.152	33.242	22.206	31.749	2:04.349 P		1	35.866	35.155	23.285	32.219	2:06.525 P	
6	27.290	32.152	22.088	30.587	1:52.117	234	2	28.575	33.436	21.608	31.431	1:55.050	206
7	27.992	33.316	22.298	2:11.115	3:34.721	225	3	27.523	32.874	21.471	30.850	1:52.718	216
8	33.014	33.490	21.646	30.171	1:58.321 P		4	26.869	31.939	21.025	29.904	1:49.737	226
							5	26.991	31.733	21.206	29.497	1:49.427	233
152 Paul BYRNE (NSW) (14th)							6	26.368	32.277	21.661	1:33.357	2:53.663	231
1	29.969	29.931	19.212	27.949	1:47.061 P		7	35.013	33.298	22.306	30.218	2:00.835 P	
2	23.723	28.549	18.749	27.701	1:38.722	274	8	26.598	32.097	20.959	30.144	1:49.798	233
3	23.352	28.798	18.721	27.539	1:38.410	273	9	26.178	31.984	20.719	30.239	1:49.120	232
4	24.452	29.911	19.627	5:02.946	6:16.936	273	10	26.017	34.446	25.926	6:39.505	8:05.894	234
5	30.277	29.319	18.656	27.391	1:45.643 P		11	34.645	33.388	21.566	30.374	1:59.973 P	
6	23.203	28.438	19.215	3:04.500	4:15.356	273	12	26.269	32.457	21.194	29.843	1:49.763	241
7	31.044	28.932	18.635	27.281	1:45.892 P								
8	23.027	27.975	18.524	27.565	1:37.091	274							
9	29.209	31.276	18.921	27.535	1:46.941	275							

Chief Time Keeper - Scott Laing


Clerk of Course - Tom Williams



Computime Race Timing Systems Pty Ltd © 1996
 Licensed to Computime Race Timing Systems
COMPUTIME RACE TIMING SYSTEMS PTY LTD
www.computime.com.au

9 Timber Lane, Glen Waverley Vic 3150. Ph: 0418 17 13 17

E-mail: scott@computime.com.au





SUPPORT CLASS RESULTS

AUSTRALIAN SUPERBIKE

Free Practice 1

Date: 23/02/17
 Event: P01
 Weather: Partly cloudy - Temp: 22.8C
 Track: Dry - Temp: 41.0C

Started at: 13:30:07
 Laps: 30 Min
 Starters: 40
 Printed at: 14:04

FASTEST LAPS SEQUENCE

Race Time	No	Name	Machine	Fastest Lap	On Lap
1:49.697	178	Michael BLAIR (NSW)	Yamaha YZF-R1	1:43.470	1
2:00.260	14	Glenn ALLERTON (VIC)	Yamaha YZF-R1	1:41.563	1
2:00.515	1	Troy HERFOSS (QLD)	Honda CBR RR SP	1:41.374	1
3:33.909	67	Bryan STARING (WA)	Honda CBR RR SP	1:37.466	2
3:34.114	25	Daniel FALZON (SA)	Yamaha YZF-R1	1:37.007	2
3:34.820	24	Robbie BUGDEN (QLD)	Kawasaki ZX10R	1:36.390	2
3:36.261	14	Glenn ALLERTON (VIC)	Yamaha YZF-R1	1:36.001	2
5:10.848	14	Glenn ALLERTON (VIC)	Yamaha YZF-R1	1:34.587	3
6:45.294	14	Glenn ALLERTON (VIC)	Yamaha YZF-R1	1:34.446	4
13:27.951	47	Wayne MAXWELL (VIC)	Yamaha YZF-R1	1:34.170	7
24:45.431	25	Daniel FALZON (SA)	Yamaha YZF-R1	1:34.128	13
29:33.720	14	Glenn ALLERTON (VIC)	Yamaha YZF-R1	1:33.979	13
30:07.401	47	Wayne MAXWELL (VIC)	Yamaha YZF-R1	1:33.952	15


 Chief Time Keeper - Scott Laing


 Clerk of Course - Tom Williams

Computime Race Timing Systems Pty Ltd © 1996
 Licensed to Computime Race Timing Systems

COMPUTIME RACE TIMING SYSTEMS PTY LTD
www.computime.com.au

9 Timber Lane, Glen Waverley Vic 3150. Ph: 0418 17 13 17

E-mail: scott@computime.com.au





SUPPORT CLASS RESULTS

AUSTRALIAN SUPERBIKE

Free Practice 1

Date: 23/02/17
 Event: P01
 Weather: Partly cloudy - Temp: 22.8C
 Track: Dry - Temp: 41.0C

Started at: 13:30:07
 Laps: 30 Min
 Starters: 40
 Printed at: 14:04

BEST PARTIAL TIMES

Pos	Split 1		Split 2		Split 3		Split 4		LAP		Ideal	Fastest
	Name	Time	Name	Time	Name	Time	Name	Time	Name	Time		
1	G. ALLERTON	22.424	D. FALZON	27.155	W. MAXWELL	17.791	R. BUGDEN	26.164	W. MAXWELL	1:33.856	1:33.952	
2	D. FALZON	22.431	G. ALLERTON	27.250	D. FALZON	17.957	G. ALLERTON	26.215	G. ALLERTON	1:33.866	1:33.979	
3	W. MAXWELL	22.457	B. STARING	27.295	G. ALLERTON	17.977	W. MAXWELL	26.265	D. FALZON	1:33.960	1:34.128	
4	R. BUGDEN	22.543	W. MAXWELL	27.343	T. HERFOSS	18.033	J. WATERS	26.323	R. BUGDEN	1:34.240	1:34.826	
5	J. WATERS	22.682	J. WATERS	27.349	R. BUGDEN	18.075	D. FALZON	26.417	J. WATERS	1:34.472	1:34.472	
6	T. HERFOSS	22.734	T. HERFOSS	27.384	J. WATERS	18.118	T. HERFOSS	26.526	T. HERFOSS	1:34.677	1:34.856	
7	C. HALLIDAY	22.739	R. BUGDEN	27.458	B. STARING	18.146	B. STARING	26.526	B. STARING	1:34.803	1:35.286	
8	M. WALTERS	22.834	C. HALLIDAY	27.669	M. WALTERS	18.189	M. BLAIR	26.541	C. HALLIDAY	1:35.340	1:35.415	
9	B. STARING	22.836	B. BEATON	27.715	C. HALLIDAY	18.199	B. BEATON	26.732	M. WALTERS	1:35.692	1:35.955	
10	C. SPRIGGS	22.882	M. BLAIR	27.771	B. BEATON	18.314	C. HALLIDAY	26.733	B. BEATON	1:35.709	1:36.003	
11	B. BEATON	22.948	M. WALTERS	27.816	C. SPRIGGS	18.351	C. SPRIGGS	26.848	M. BLAIR	1:35.782	1:36.172	
12	P. BYRNE	23.027	A. COOTE	27.870	M. BLAIR	18.358	M. WALTERS	26.853	C. SPRIGGS	1:36.004	1:36.255	
13	S. LAMBERT	23.062	S. LAMBERT	27.899	S. LAMBERT	18.367	C. HERN	26.859	S. LAMBERT	1:36.275	1:36.663	
14	M. BLAIR	23.112	C. SPRIGGS	27.923	P. BYRNE	18.521	S. LAMBERT	26.947	C. HERN	1:36.726	1:37.402	
15	C. HERN	23.134	P. BYRNE	27.975	C. HERN	18.528	S. GALLOWAY	27.012	P. BYRNE	1:36.804	1:37.091	
16	K. BUCKLEY	23.148	W. DAVIDSON	28.101	S. GALLOWAY	18.555	A. COOTE	27.021	A. COOTE	1:36.872	1:37.296	
17	M. LEVY	23.272	M. LEVY	28.181	K. BUCKLEY	18.655	W. DAVIDSON	27.087	K. BUCKLEY	1:37.294	1:37.646	
18	T. GUENTHER	23.287	C. HERN	28.205	A. COOTE	18.663	C. TURNER	27.144	M. LEVY	1:37.382	1:37.703	
19	A. COOTE	23.318	K. BUCKLEY	28.218	A. WHEELER	18.714	M. LEVY	27.152	W. DAVIDSON	1:37.398	1:37.955	
20	W. DAVIDSON	23.460	T. GUENTHER	28.270	W. DAVIDSON	18.750	A. WHEELER	27.175	S. GALLOWAY	1:37.513	1:37.593	
21	S. GALLOWAY	23.528	C. TURNER	28.328	D. BARKER	18.765	T. GIBSON	27.217	T. GUENTHER	1:37.573	1:38.010	
22	T. GIBSON	23.605	A. SENIOR	28.404	M. LEVY	18.777	T. GUENTHER	27.237	C. TURNER	1:38.020	1:38.284	
23	C. TURNER	23.649	S. GALLOWAY	28.418	T. GUENTHER	18.779	K. BUCKLEY	27.273	T. GIBSON	1:38.118	1:38.571	
24	A. WHEELER	23.893	T. GIBSON	28.432	A. PHILLIS	18.792	P. BYRNE	27.281	A. WHEELER	1:38.379	1:38.496	
25	A. SENIOR	23.995	A. WHEELER	28.597	A. SENIOR	18.858	A. SENIOR	27.356	A. SENIOR	1:38.613	1:38.613	
26	B. SCHMIDT	24.016	B. SCHMIDT	28.622	T. GIBSON	18.864	D. BARKER	27.483	B. SCHMIDT	1:39.142	1:39.516	
27	N. SPITERI	24.109	D. BARKER	28.679	C. TURNER	18.899	B. SCHMIDT	27.554	D. BARKER	1:39.166	1:39.688	
28	A. PHILLIS	24.169	P. DUTTON	29.011	B. SCHMIDT	18.950	P. DUTTON	27.591	A. PHILLIS	1:39.615	1:39.615	
29	P. DUTTON	24.233	A. PHILLIS	29.035	A. MANUEL	19.129	N. SPITERI	27.594	P. DUTTON	1:40.070	1:40.391	
30	D. BARKER	24.239	N. SPITERI	29.288	N. SPITERI	19.213	A. PHILLIS	27.619	N. SPITERI	1:40.204	1:40.459	
31	A. MANUEL	24.315	A. MANUEL	29.338	P. DUTTON	19.235	J. BAKER	28.021	A. MANUEL	1:40.873	1:41.176	
32	J. BAKER	24.523	J. BAKER	29.443	J. BAKER	19.577	G. SMITH	28.053	J. BAKER	1:41.564	1:41.727	
33	G. SMITH	24.577	G. SMITH	29.463	G. SMITH	19.811	A. MANUEL	28.091	G. SMITH	1:41.904	1:42.004	
34	J. DREW	25.162	H. GRIFFIN	30.025	H. GRIFFIN	19.958	H. GRIFFIN	28.292	H. GRIFFIN	1:43.592	1:44.199	
35	M. JAMES-BEA	25.218	M. JAMES-BEA	30.456	M. JAMES-BEA	19.987	H. McMURRAY	28.830	M. JAMES-BEA	1:44.501	1:45.064	
36	H. GRIFFIN	25.317	J. DREW	30.462	J. DREW	20.020	M. JAMES-BEA	28.840	J. DREW	1:44.700	1:45.309	
37	T. DAVIES	26.017	H. McMURRAY	30.546	A. FLEMING	20.307	J. DREW	29.056	H. McMURRAY	1:45.909	1:46.392	
38	H. McMURRAY	26.169	A. FLEMING	31.391	H. McMURRAY	20.364	T. DAVIES	29.497	T. DAVIES	1:47.966	1:49.120	
39	A. FLEMING	26.510	T. DAVIES	31.733	T. DAVIES	20.719	J. QUINN	30.171	A. FLEMING	1:49.228	2:02.484	
40	J. QUINN	27.290	J. QUINN	32.152	J. QUINN	21.646	A. FLEMING	31.020	J. QUINN	1:51.259	1:52.117	

Scott Laing
 Chief Time Keeper - Scott Laing

Tom Williams
 Clerk of Course - Tom Williams



Computime Race Timing Systems Pty Ltd © 1996
 Licensed to Computime Race Timing Systems
COMPUTIME RACE TIMING SYSTEMS PTY LTD
www.computime.com.au

9 Timber Lane, Glen Waverley Vic 3150. Ph: 0418 17 13 17

E-mail: scott@computime.com.au

